

## Seasonal Assessment – Autumn 2021

First 2 months – September and October 2021

The following represents a provisional assessment of the weather experienced across the UK during the first two months of Autumn 2021 (September and October) and how it compares with the 1981 to 2010 average.

The autumn so far has been warmer than average, with mean temperatures more than 1.5 °C above normal over the majority of the UK. There have been few cold days so far this autumn, and frosts have been few. Much of the country has been rather wetter than average, though some places have been slightly drier, with October having been very wet in some places. Sunshine has been just above average over parts of England, but some western areas of the UK have been markedly duller than average. Much of September was generally settled and warm, though the end of the month was wetter and much colder, and then October was mostly unsettled, apart from a drier spell towards mid-month.

Most of September was warmer than average, especially around the 6th-7th, but it turned markedly colder from the 27th. The monthly mean temperature was 2.1 °C above average, making it provisionally the second warmest September in a series from 1884 (only 2006 was warmer). October started on the cool side, but again temperatures were above normal for most of the month, giving a monthly mean figure 1.4 °C above average.

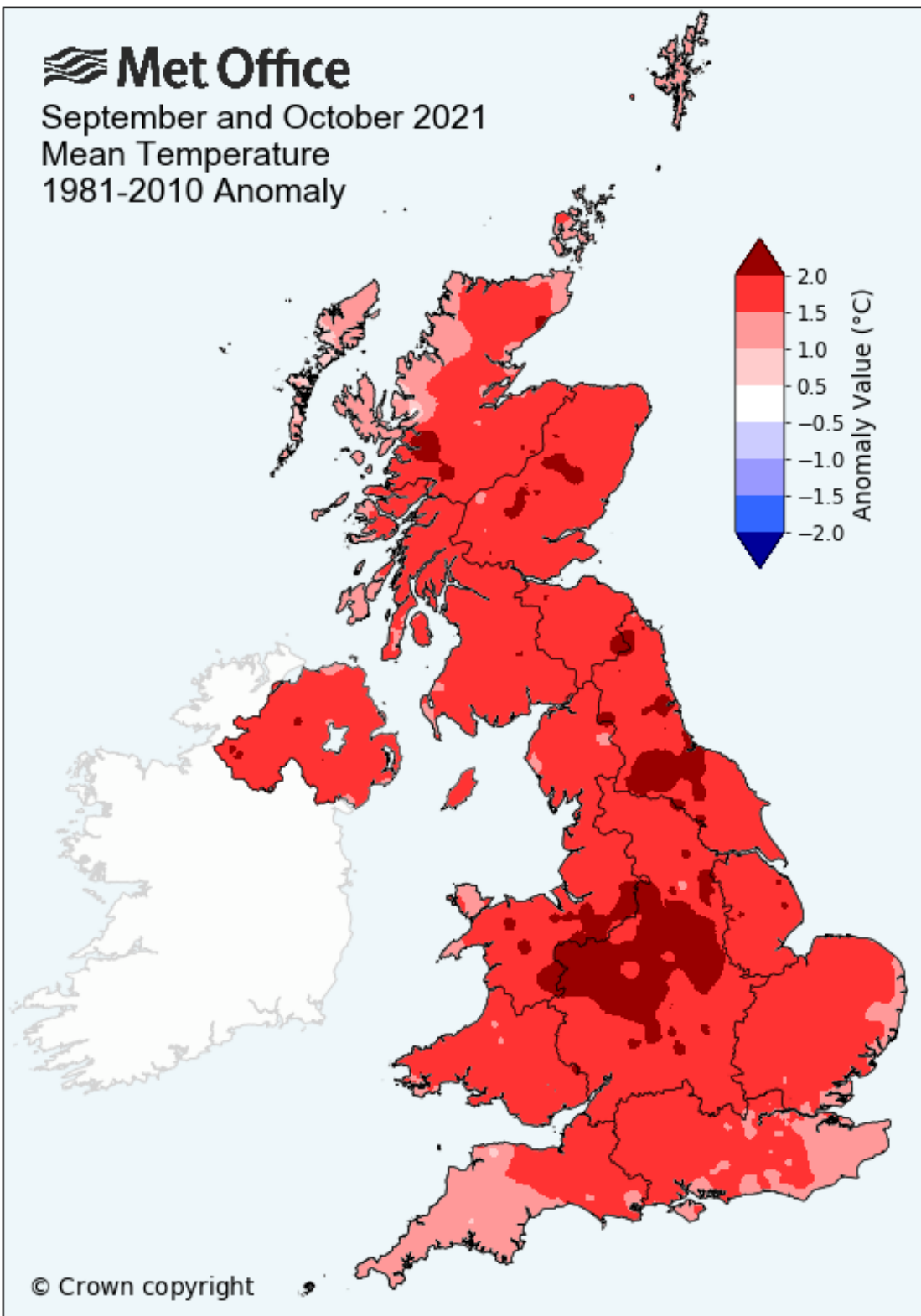
September rainfall totals were below average in many areas, with only a few places exceeding their long-term average. October was wetter than average nearly everywhere, especially southern Scotland, Cumbria, and much of southern England. The UK had 82% of normal rainfall in September, and 128% in October.

September sunshine totals were below average in many western areas, and slightly above average further east. October was a dull month in most areas, but nearer average in parts of England and Northern Ireland. The UK had 96% of normal sunshine in September, and 87% in October.

UK statistical summary		
Mean temperature	Rainfall	Sunshine
The provisional mean value for September and October is 12.8 °C, which is 1.7 °C above the 1981-2010 average.	The provisional total for September and October is 242 mm, which is 109% of the 1981-2010 average.	The provisional total for September and October is 200 hours, which is 92% of the 1981-2010 average.

 **Met Office**

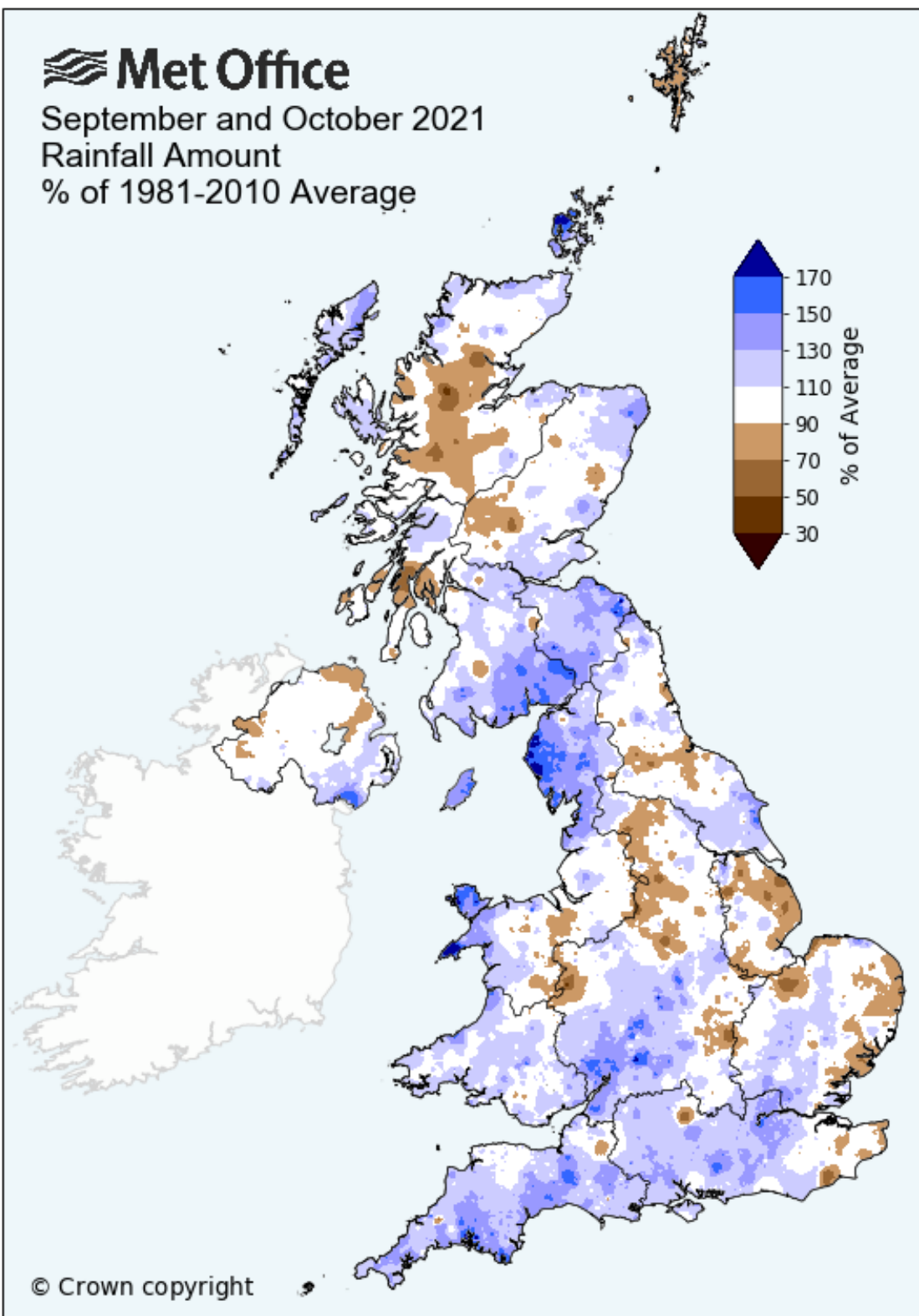
September and October 2021  
Mean Temperature  
1981-2010 Anomaly



© Crown copyright



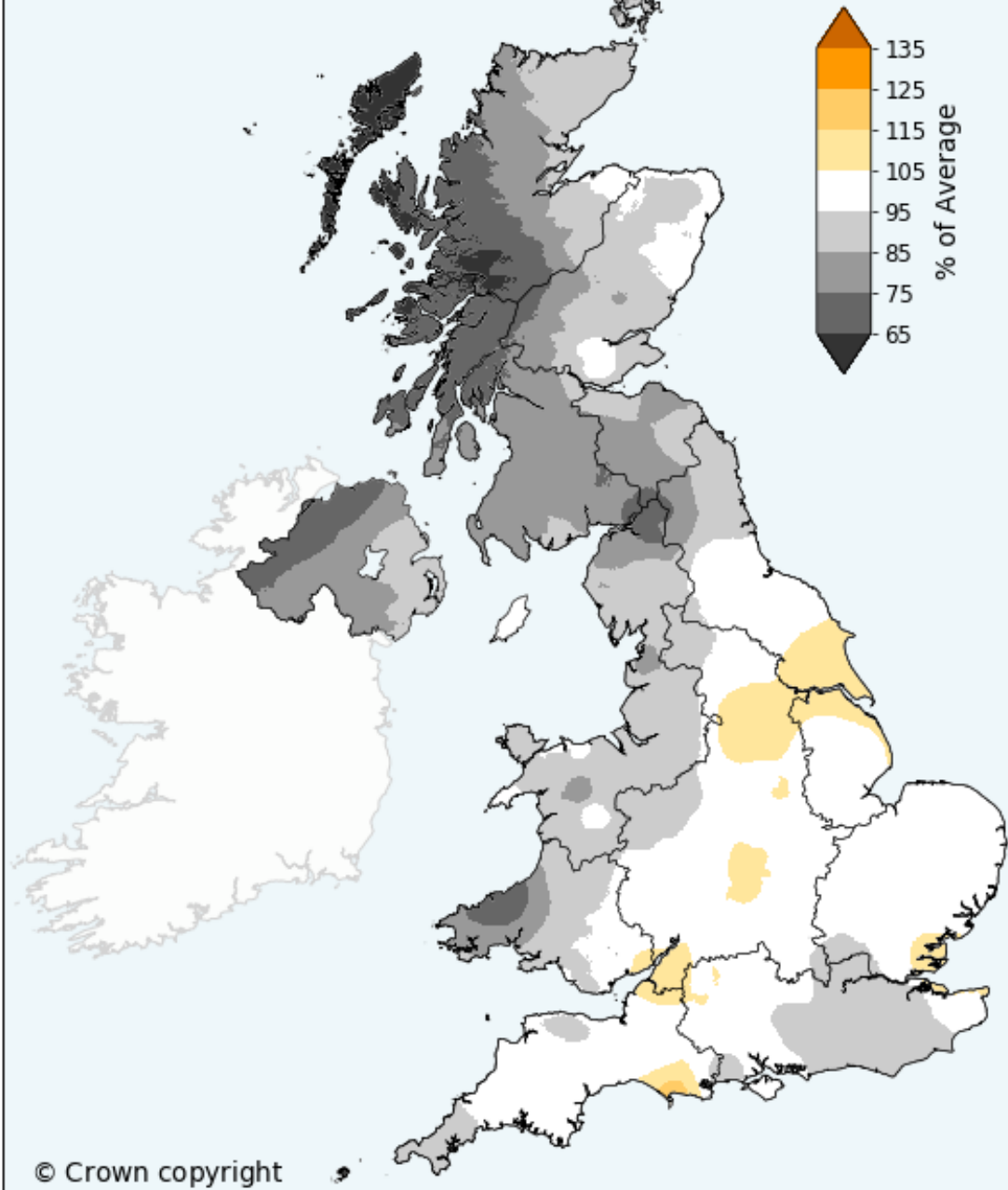
September and October 2021  
Rainfall Amount  
% of 1981-2010 Average



© Crown copyright



September and October 2021  
Sunshine Duration  
% of 1981-2010 Average



© Crown copyright

### Maximum Temperature - Autumn 2021 - UK

