

Spring 2019

The following represents an assessment of the weather experienced across the UK during Spring 2019 (March, April and May) and how it compares with the 1981 to 2010 average.

The first half of March was wet, windy and unsettled, with low pressure systems bringing persistent heavy rain and strong winds to western and northern areas, including Storm Freya on the 3rd and Storm Gareth on the 12th/13th. Some very large rainfall accumulations arose over upland areas of North Wales and northern England. The second half of the month was much more settled, with high pressure over the near-continent bringing plenty of dry weather, though remaining cooler, cloudier and somewhat wetter in the far north-west. April started unsettled and rather cold, then it became rather warmer for a few days. Further colder air was drawn across the country by the 10th, but it was less unsettled than the start of the month until fronts pushed in from the west on 14th/15th. Warmer continental air then pushed in, leading to a warm and sunny Easter weekend with maximum temperatures well into the 20's °C. During the last week the warmth declined, and there was rain in most areas, with Storm Hannah giving unusually strong winds for the time of year over southern areas. Early May was cool, especially by night, but warmer spells came later in the month; it was often unsettled except for a time mid-month.

This spring was slightly warmer than average. March temperatures averaged out at around 1 degree above average in western and northern areas and nearer 2 degrees above in the south-east; the UK monthly mean temperature was 1.3 °C above average, provisionally the 10th warmest March in a series since 1910. April temperatures fluctuated but the warmer spells dominated to give a mean figure 1.0 °C above average. Mean temperatures in May were 0.3 °C below average.

March rainfall totals were above average for most areas, with double the average in a few places; much of the rain fell in the first half of the month. Overall the UK had 140% of average rainfall, provisionally the 5th wettest March in a series since 1910. April was generally drier, with below half the average rainfall in eastern England and parts of western Scotland; the UK overall had 71% of average for the month. May was very wet in north-east Scotland but drier towards SW Britain, with 93% of normal rainfall overall.

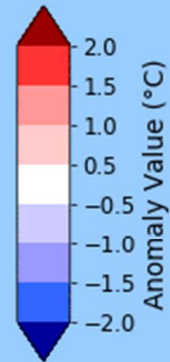
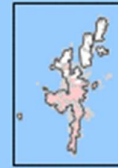
Some western areas were slightly duller than average in March but elsewhere it was rather brighter. April followed a similar pattern. May sunshine was broadly closer to average. Sunshine totals for the UK overall were 114% of average in March, again 114% of average in April, and 101% in May.

UK statistical summary

Mean Temperature	Rainfall	Sunshine
The provisional mean value is 8.4 °C, which is 0.7 °C above the 1981-2010 average.	The provisional total is 249 mm, which is 105% of the 1981-2010 average.	The provisional total is 473 hours, which is 109% of the 1981-2010 average.



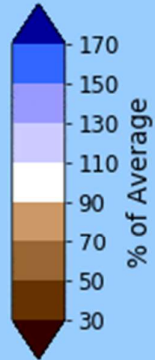
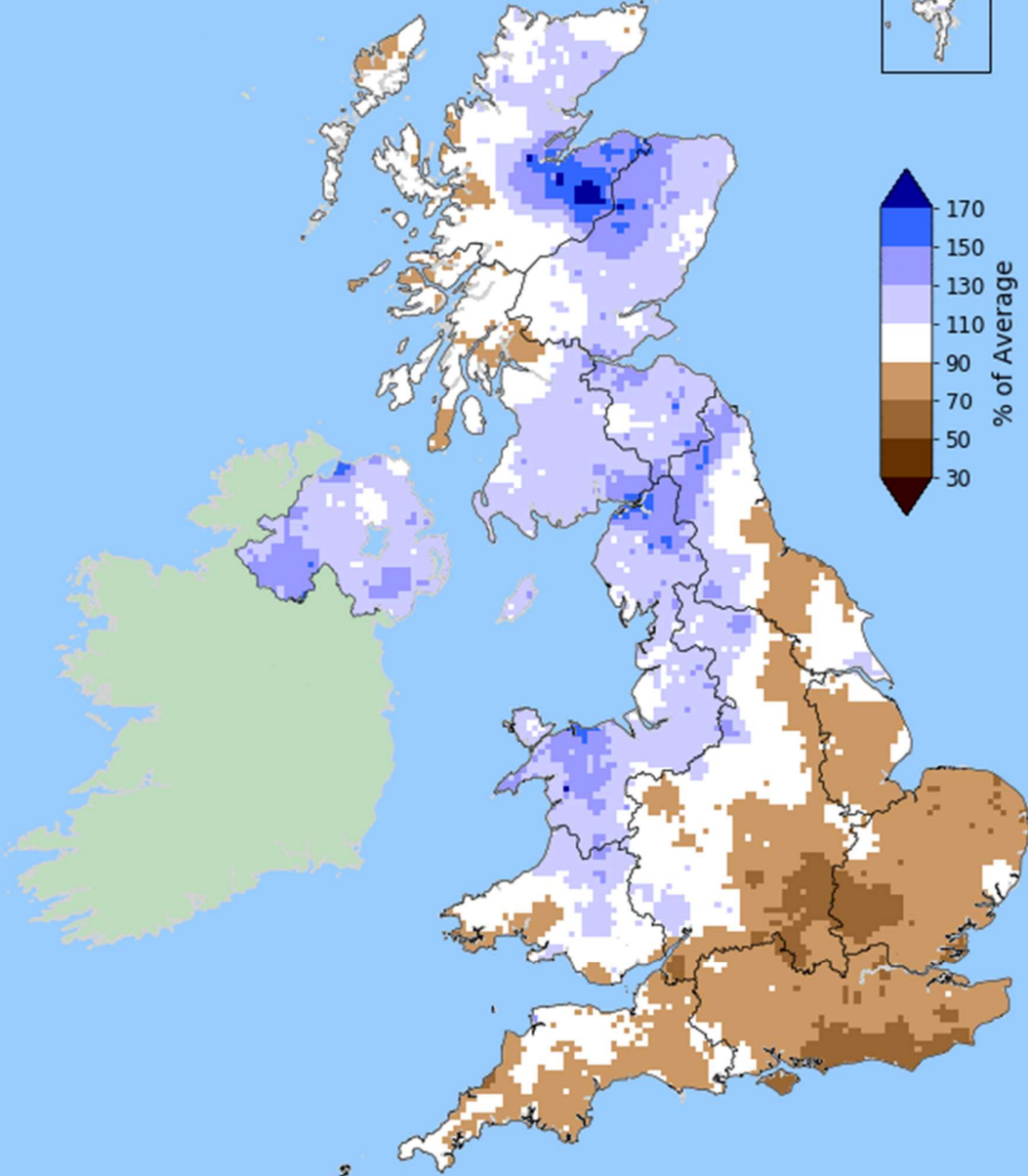
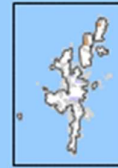
Spring 2019
Mean Temperature
1981-2010 Anomaly



© Crown copyright

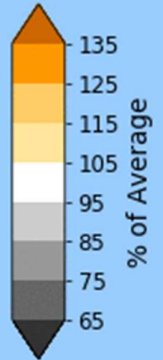
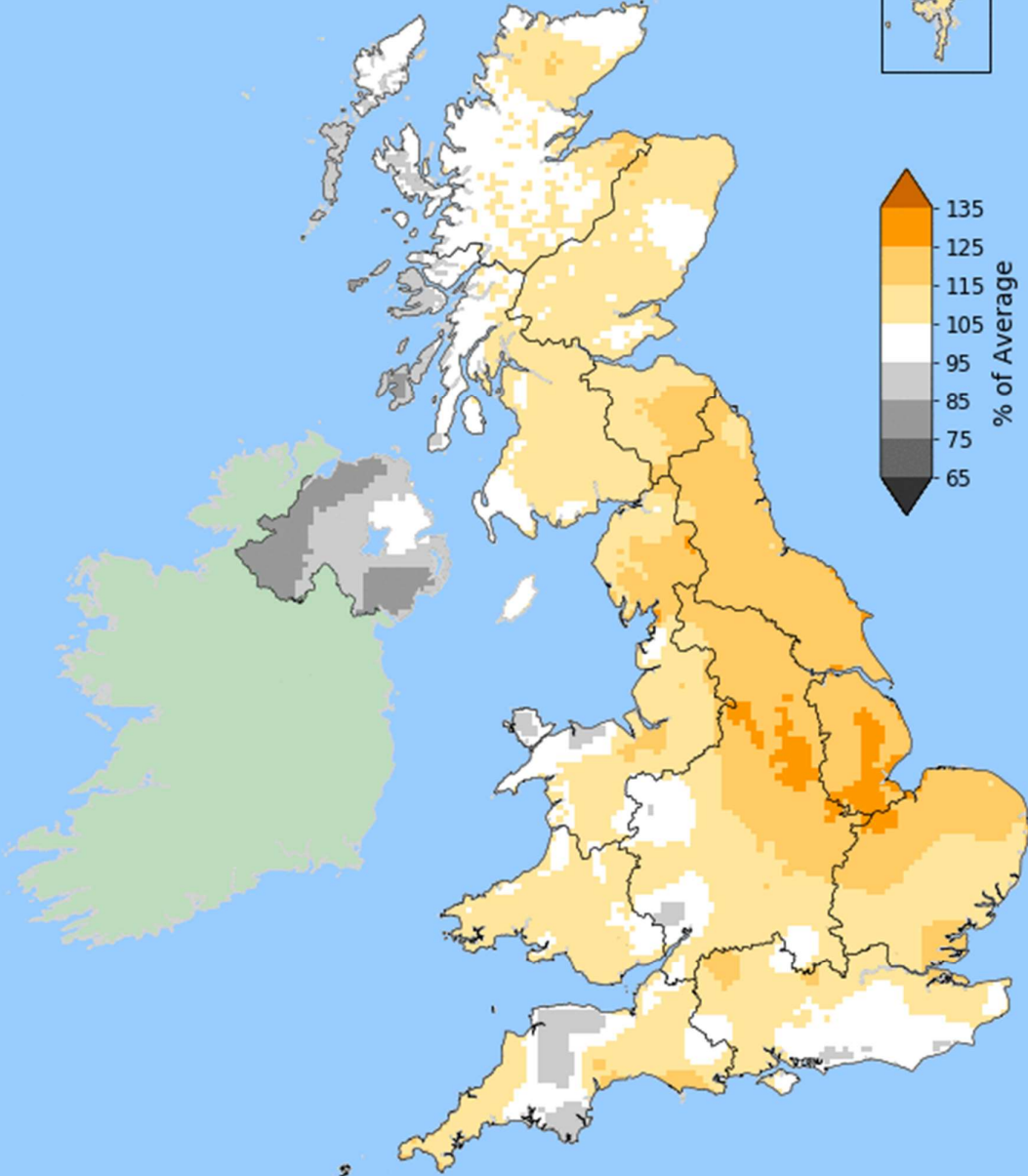
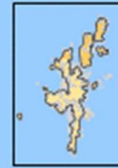


Spring 2019
Rainfall Amount
% of 1981-2010 Average

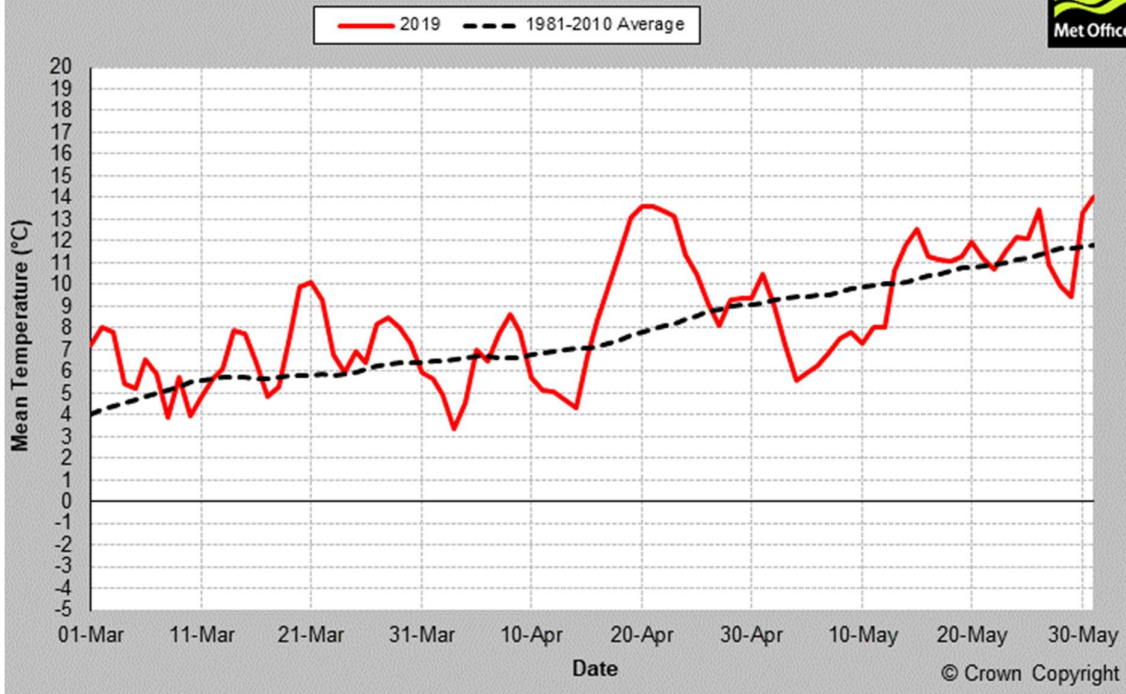




Spring 2019
Sunshine Duration
% of 1981-2010 Average



Mean Temperature - Spring - 2019 - UK



Last updated 06/06/2019