

## Winter 2018/2019

The following represents an assessment of the weather experienced across the UK during Winter 2018/19 (December, January and February) and how it compares with the 1981 to 2010 average.

This winter was milder than average, though during January there was a tendency for temperatures to drop, and the end of that month and start of February saw some sharp frosts and snowfall. Much of December was broadly unsettled, with only transitory quieter interludes, and with western areas seeing many dull days. January saw more in the way of high pressure, but increasing numbers of active frontal systems as the month went on, ending with the coldest spell of the winter with snow in many areas. After a cold start, February became predominantly mild, with record-breaking daytime temperatures in the last week and some spells of settled weather.

December 2018 saw temperatures across most of the country averaging out to between 1 and 2½ degrees above the seasonal normal; the UK monthly mean temperature was 1.9 °C above the long-term average, provisionally the 9th warmest December in a series since 1910. Most of the first half of January was warmer than average, but with a few colder days; towards the end of the month it became much colder generally, bringing monthly-mean temperatures down to exactly the seasonal average. February began frosty but it soon became milder, giving a mean anomaly of 2.4 °C above average, provisionally the UK's second warmest February on record.

December rainfall totals were broadly close to average across many areas but parts of northern and eastern Britain were drier, with some areas of England and Wales having a rather wet month; overall the UK had 99% of average rainfall. January was a drier month, with less than half the average rainfall in many areas - especially Fife and south-east Scotland - and only northern Scotland got close to average; the UK overall had 52% of average rainfall for the month. February saw rainfall totals near or rather below average, driest in north-eastern areas, with 82% of average overall.

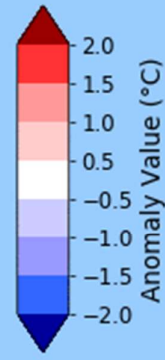
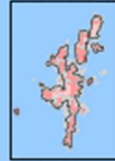
Western areas were duller than average in December but the east was rather brighter. January was sunnier than average for the majority, especially in Scotland and northern England, but dull in western parts of England, Wales and Northern Ireland. February was unusually sunny in many areas, except the far north-west. Sunshine totals for the UK overall were 92% of average in December, 101% of average in January, and 144% of average in February.

### UK statistical summary

| Mean Temperature   | Rainfall  | Sunshine  |
|--|---|---|
| The provisional mean value is 5.2 °C, which is 1.4 °C above the 1981-2010 average. | The provisional total is 256 mm, which is 77% of the 1981-2010 average. | The provisional total is 186 hours, which is 118% of the 1981-2010 average. |



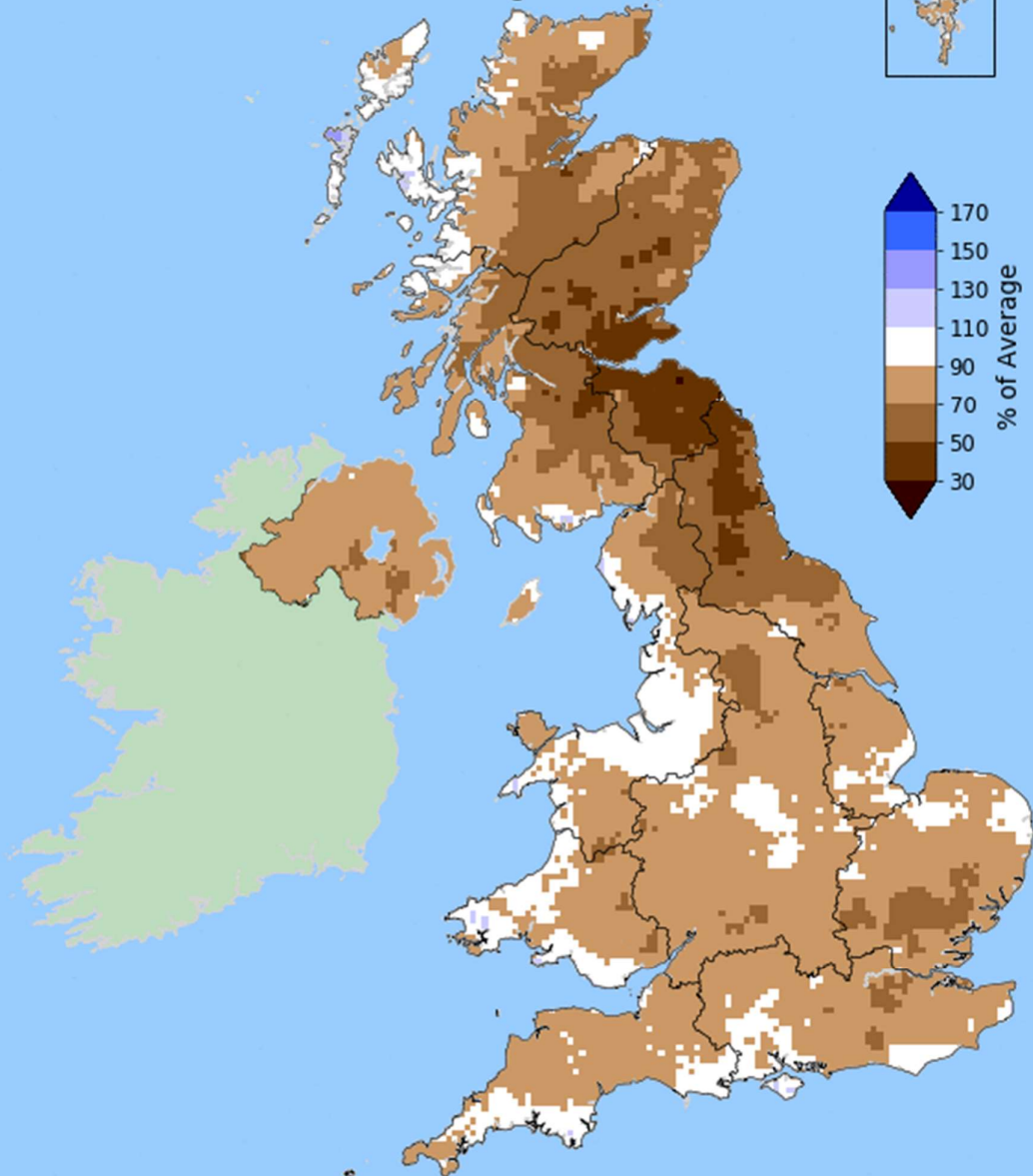
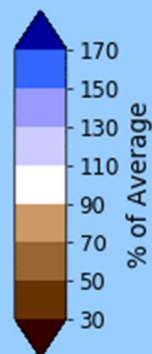
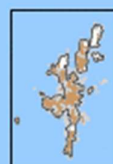
Winter 2019  
Mean Temperature  
1981-2010 Anomaly



© Crown copyright



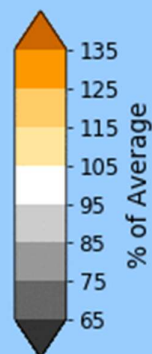
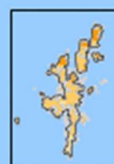
Winter 2019  
Rainfall Amount  
% of 1981-2010 Average



© Crown copyright

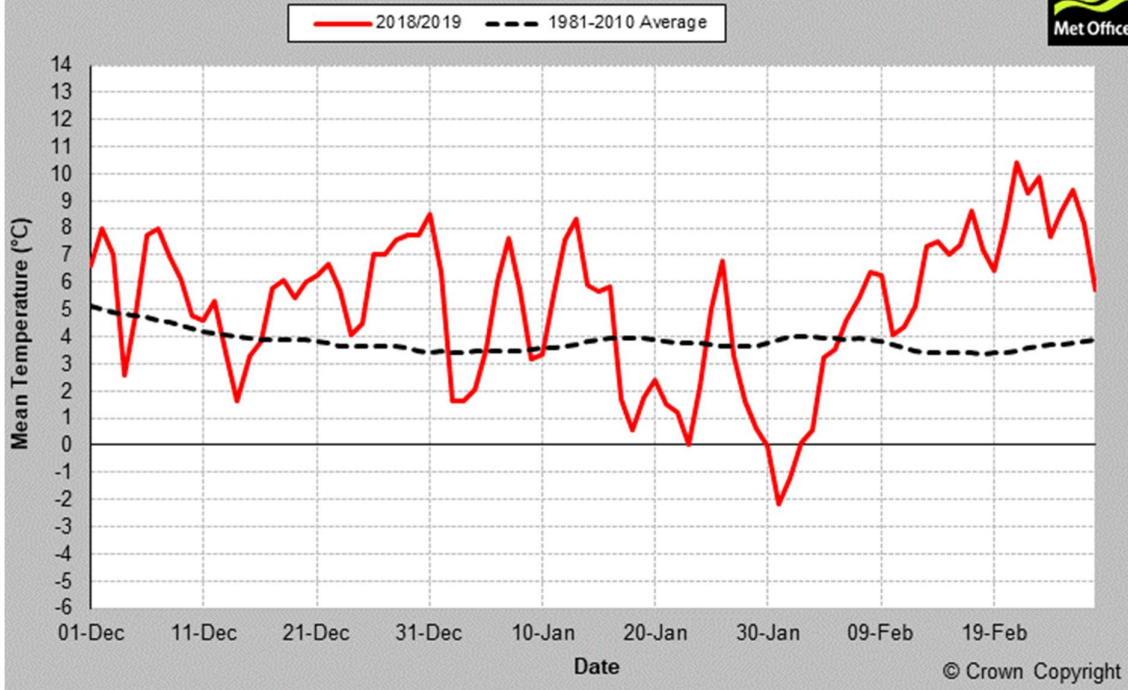


Winter 2019  
Sunshine Duration  
% of 1981-2010 Average



© Crown copyright

Mean Temperature - Winter - 2018/2019 - UK



Last updated 07/03/2019