

Seasonal Assessment – Autumn 2022

The following represents a provisional assessment of the weather experienced across the UK during Autumn 2022 (September, October and November), and how it compares with the 1991 to 2020 average.

The autumn was warmer than average. Each individual month had mean temperatures above average, with some spells of particular warmth for the time of year, and any colder spells were brief. It was the UK's third warmest autumn in a series since 1884, with only 2006 and 2011 having been warmer. The weather was unsettled for most of the time, however, with rainfall above average, providing some relief from the effects of the dry spring and summer. Any drier spells this autumn were short-lived. Sunshine was close to average overall.

September began fine and warm, but the weather soon became much more unsettled, and from mid-month it turned steadily cooler. October was generally on the warm side, except during the second week, with southerly winds a feature especially during the second half. November was also mild almost throughout, and frosts continued to be fewer than normal. Overall mean temperatures for September and October were 0.5 °C and 1.8 °C above average respectively, and it was the seventh warmest October in a series from 1884. November was also 1.8 °C above average, and the third warmest on record.

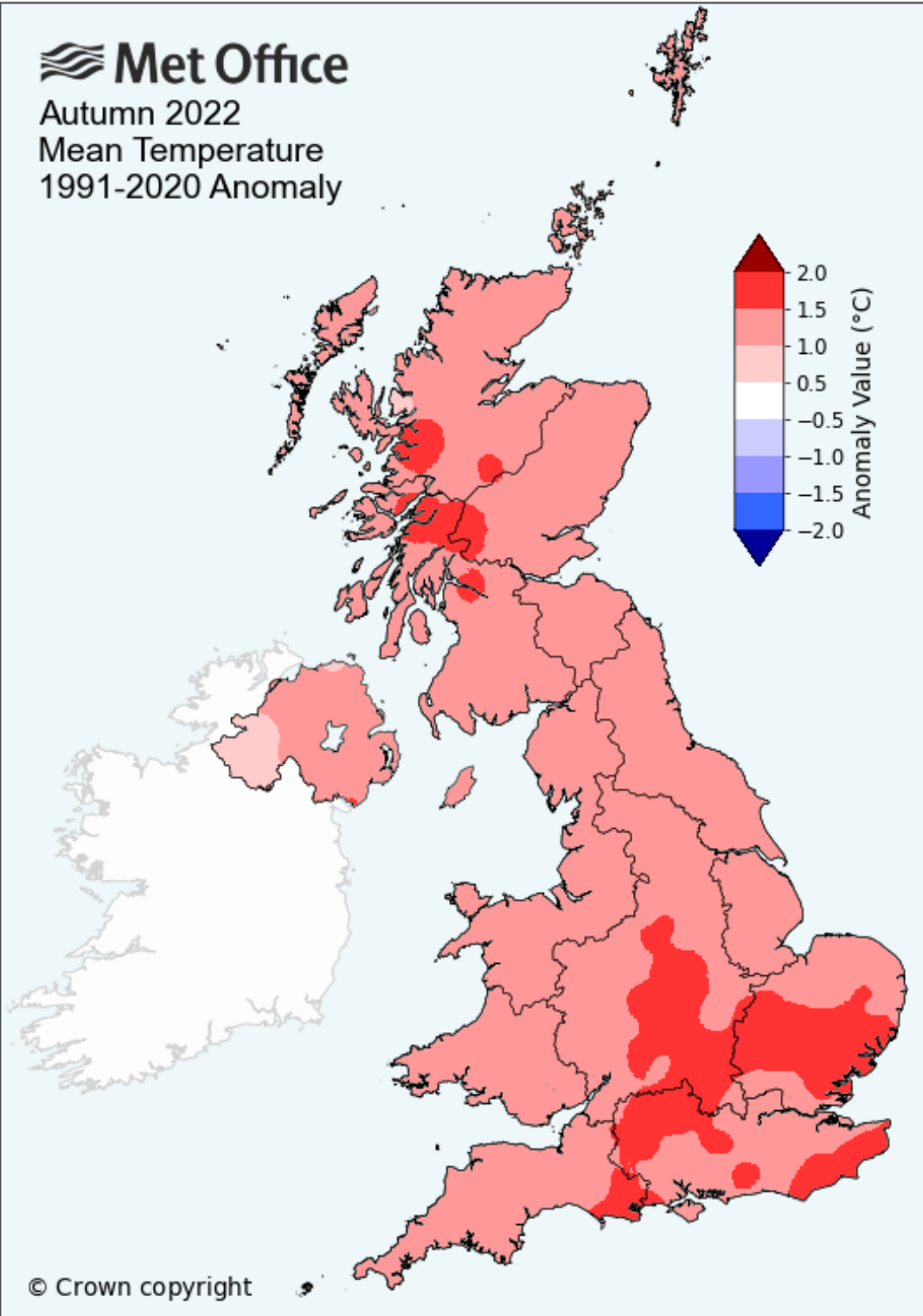
Rainfall in September was broadly near or above average, although East Anglia, Lincolnshire and north-west Scotland were drier, with a UK figure of 111% of average. October was slightly drier than average along eastern coasts, but most other areas were wetter than average, especially south-west Scotland and Northern Ireland, and the UK had 115% of average rainfall. November was a wet month, with a few places having double the average rainfall, most notably the far south-east, though parts of Scotland, Northern Ireland and the far north of England were less wet, giving a UK figure of 130% of average.

September saw a modest shortfall in sunshine, with the exception of western Scotland, giving 92% of average for the UK as a whole. October was a relatively sunny month over most of England and Wales, but rather duller than average in western Scotland and Northern Ireland, with a UK figure of 114% of average. November was duller in north-eastern parts of England, and had 95% of average sunshine overall.

UK statistical summary		
Mean temperature	Rainfall	Sunshine
The provisional mean value is 11.1 °C, which is 1.4 °C above the 1991-2020 average.	The provisional total is 402 mm, which is 119% of the 1991-2020 average.	The provisional total is 277 hours, which is 100% of the 1991-2020 average.

 **Met Office**

Autumn 2022
Mean Temperature
1991-2020 Anomaly



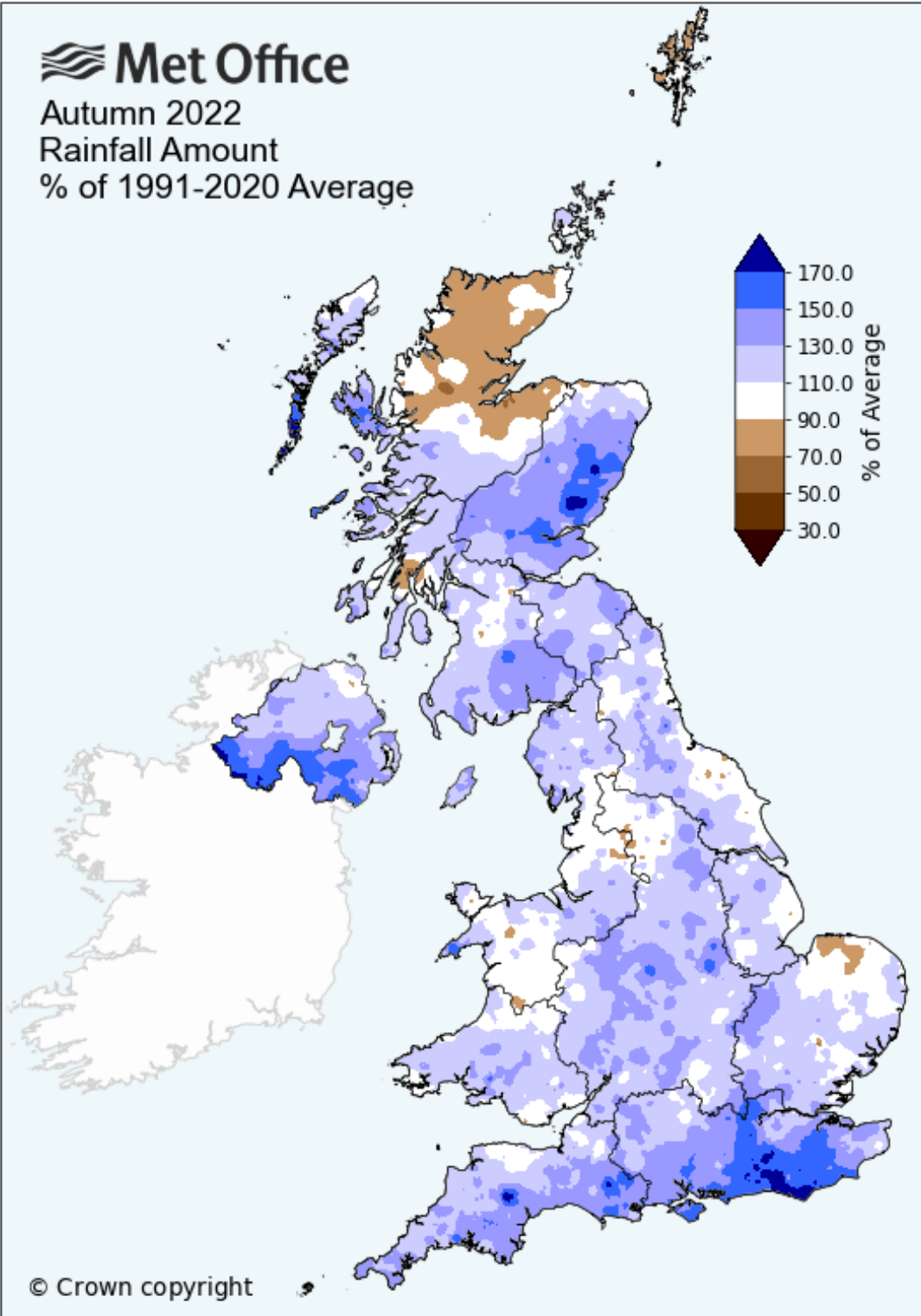
© Crown copyright

 **Met Office**

Autumn 2022

Rainfall Amount

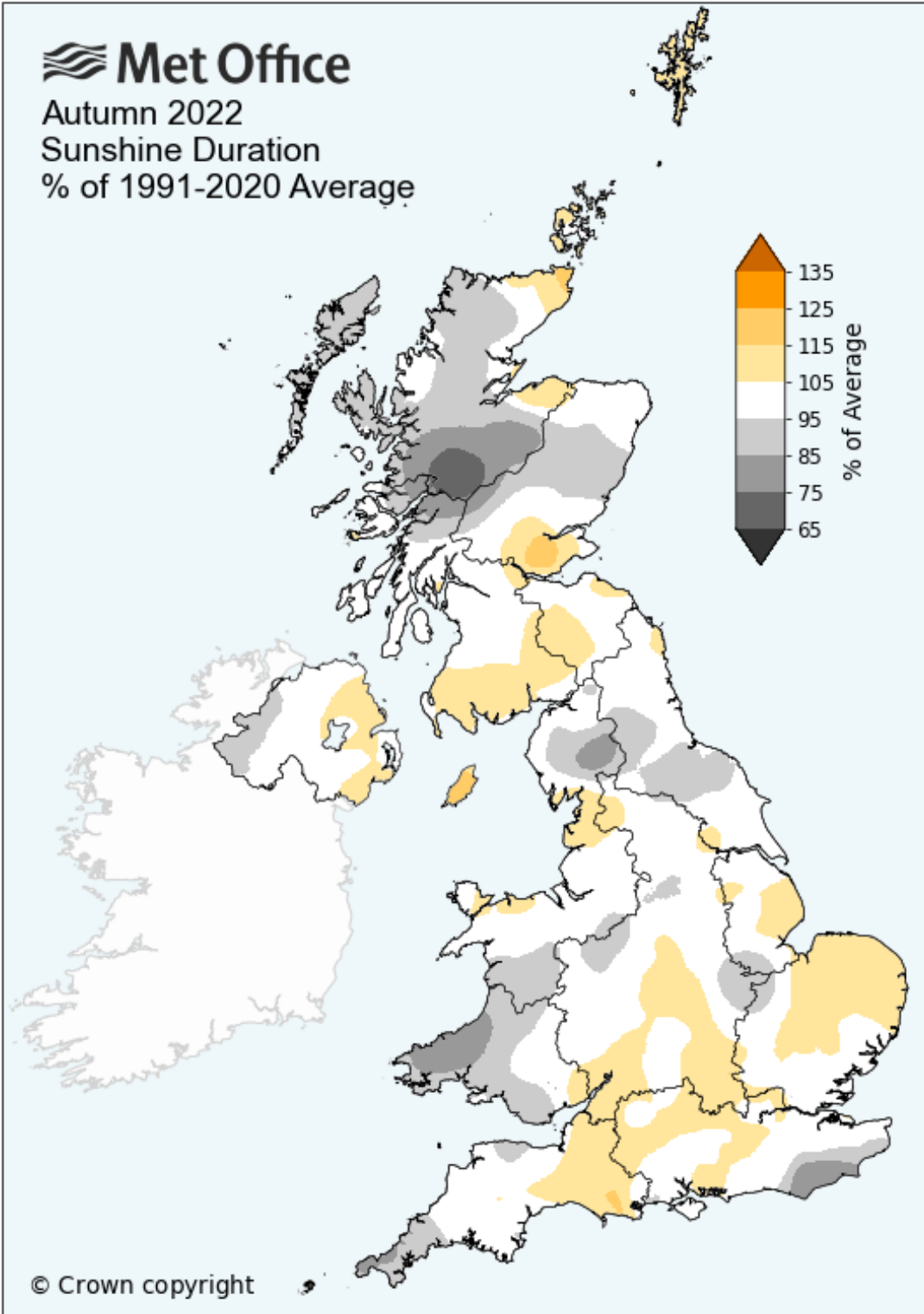
% of 1991-2020 Average



© Crown copyright

 **Met Office**

Autumn 2022
Sunshine Duration
% of 1991-2020 Average



© Crown copyright

